

ST. THOMAS SCHOOL, SAHIBABAD
E.V.S. WORKSHEET-1 CLASS-1

DATE: 04/04/2020

(My Family)

SMALL FAMILY-

A family consisting of a pair of adults and their children is called small family or nuclear family.



Q. Fill in the blanks with the help of the words given below.

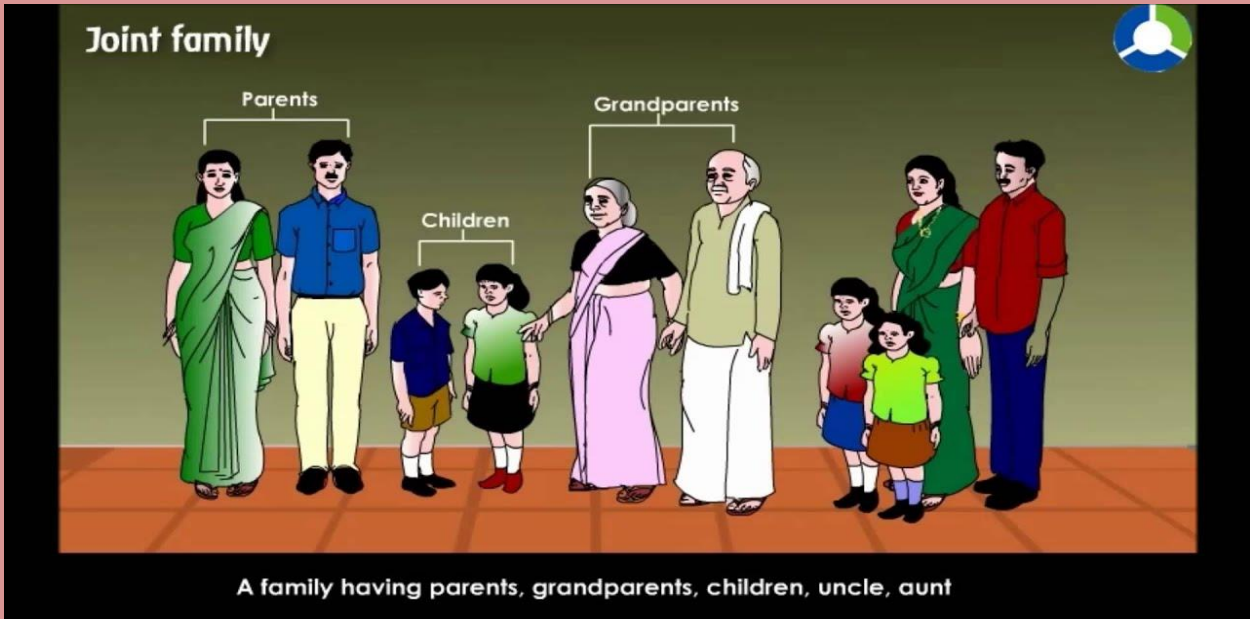
(small, brother, family, four, parents)

- 1. My name is Tina.**
- 2. This is my _____.**
- 3. There are _____ members in it.**
- 4. Rahul is my younger _____.**
- 5. We live with our _____.**
- 6. This is a _____ family.**

BIG FAMILY ----

Big family / Joint family / Extended family / Un-divided family

Joint family or big family is large in size consisting of members of 3 or more generation such as grandparents, parents, siblings, uncles, aunts



Choose a word from the box to fill in the blanks:

children, uncle, happy, aunt

1. A small family is a happy family.
2. My mother's sister is my _____.
3. My father's brother is my _____.
4. My uncle's _____ are my cousins.

St. Thomas School, Sahibabad

Assignment: Art & Craft

Class 1

Dear Students,

Art and Craft worksheet is attached, please make sure that all the art work is done in your art file. (DO IT ON THE ART PAPER OF THE OLD/UNUSED ART FILE.)

Draw and Color:

1. Five Vegetables
2. Five Fruits
3. Five Shapes

Use only Crayons/Oil Pastel.

ST. THOMAS SCHOOL, SAHIBABAD
COMPUTER
WORKSHEET- 1 (2020-21)
CLASS-I

Draw the following picture of a COMPUTER on A4 sheet and colour the picture per your choice of colours.



Stay home. Stay safe. Practice good hygiene at your home.

St Thomas School
Sahibabad

English worksheet -2

Class : I

Note: All worksheets to be done in a separate copy. Write the answers in the copy. Draw pictures if possible.

Q 1. Fill in the blanks:



__ _ oon



__ _ ar



__ _ ake



__ _ obe

sp	bl	fl
sm	gl	sk
br	sc	st
	tr	



__ _ oke



__ _ ate



__ _ ick



__ _ ock



__ _ arf



__ _ amp



__ _ ider












__ _ ower



__ _ ee

Q 2. Circle the correct word for each picture:

	mop game meet		hot lid sat
	over rose dad	3	tub tap three
	hid car frog		hand get bad
	hop girl name		over sand pig
	box from jet		eat jump nose

सेंट थॉमस स्कूल साहिबाबाद

अभ्यास पत्र- 2 (२०२०-२१)

कक्षा- प्रथम

विषय- हिंदी

दिनांक- ४.४.२०२०

प्रश्न- 1 दिए गए खाली स्थानों में 'क' से 'ज' तक व्यंजनों को पूर्ण करें ।

क	ख			ड	च		ज		ञ		ठ	ड		ण
	थ		ध		प		ब	भ		य	र			श
		ह	क्ष		ज									

प्रश्न- 2 नीचे दिए चित्रों के नाम के पहले अक्षर को गोल करें । (पहले उदाहरण अनुसार)



(नोट: यह कार्य एक पतली कॉपी में दिनांक के अनुसार करें)

ST. THOMAS SCHOOL, SAHIBABAD

Mathematics

Worksheet-2 (2020-21)

Class-I

<p>Q1.</p>	<p>Match the following:</p> <table style="width: 100%; border: none;"> <tbody> <tr> <td style="width: 50%;">△ △ △ △</td> <td style="width: 50%; text-align: right;">3</td> </tr> <tr> <td>△ △ △ △ △ △ △</td> <td style="text-align: right;">6</td> </tr> <tr> <td>△ △ △</td> <td style="text-align: right;">7</td> </tr> <tr> <td>△ △ △ △ △ △</td> <td style="text-align: right;">5</td> </tr> <tr> <td>△ △</td> <td style="text-align: right;">4</td> </tr> <tr> <td>△ △ △ △ △</td> <td style="text-align: right;">2</td> </tr> </tbody> </table>	△ △ △ △	3	△ △ △ △ △ △ △	6	△ △ △	7	△ △ △ △ △ △	5	△ △	4	△ △ △ △ △	2																												
△ △ △ △	3																																								
△ △ △ △ △ △ △	6																																								
△ △ △	7																																								
△ △ △ △ △ △	5																																								
△ △	4																																								
△ △ △ △ △	2																																								
<p>Q2.</p>	<p>Circle the correct number:</p> <table border="1" style="width: 100%; border-collapse: collapse;"> <tbody> <tr> <td style="width: 50%; text-align: center;">◇ ◇ ◇ ◇ ◇</td> <td style="width: 16.6%; text-align: center;">5</td> <td style="width: 16.6%; text-align: center;">4</td> <td style="width: 16.6%; text-align: center;">6</td> </tr> <tr> <td style="text-align: center;">⇒ ⇒ ⇒ ⇒ ⇒ ⇒</td> <td style="text-align: center;">8</td> <td style="text-align: center;">7</td> <td style="text-align: center;">6</td> </tr> <tr> <td style="text-align: center;">⬠ ⬠ ⬠</td> <td style="text-align: center;">5</td> <td style="text-align: center;">3</td> <td style="text-align: center;">4</td> </tr> <tr> <td style="text-align: center;">▭ ▭ ▭ ▭ ▭ ▭ ▭ ▭</td> <td style="text-align: center;">7</td> <td style="text-align: center;">8</td> <td style="text-align: center;">9</td> </tr> <tr> <td style="text-align: center;">○ ○ ○ ○ ○ ○ ○ ○</td> <td style="text-align: center;">8</td> <td style="text-align: center;">7</td> <td style="text-align: center;">6</td> </tr> </tbody> </table>	◇ ◇ ◇ ◇ ◇	5	4	6	⇒ ⇒ ⇒ ⇒ ⇒ ⇒	8	7	6	⬠ ⬠ ⬠	5	3	4	▭ ▭ ▭ ▭ ▭ ▭ ▭ ▭	7	8	9	○ ○ ○ ○ ○ ○ ○ ○	8	7	6																				
◇ ◇ ◇ ◇ ◇	5	4	6																																						
⇒ ⇒ ⇒ ⇒ ⇒ ⇒	8	7	6																																						
⬠ ⬠ ⬠	5	3	4																																						
▭ ▭ ▭ ▭ ▭ ▭ ▭ ▭	7	8	9																																						
○ ○ ○ ○ ○ ○ ○ ○	8	7	6																																						
<p>Q3.</p>	<p>Write backward counting from 50 to 1:</p> <table border="1" style="width: 100%; border-collapse: collapse; text-align: center;"> <thead> <tr> <th style="width: 20%;">50</th> <th style="width: 20%;">40</th> <th style="width: 20%;">30</th> <th style="width: 20%;">20</th> <th style="width: 20%;">10</th> </tr> </thead> <tbody> <tr><td> </td><td> </td><td> </td><td> </td><td> </td></tr> <tr><td> </td><td>38</td><td> </td><td> </td><td> </td></tr> <tr><td> </td><td> </td><td>26</td><td> </td><td> </td></tr> <tr><td>44</td><td> </td><td> </td><td> </td><td> </td></tr> <tr><td> </td><td> </td><td> </td><td> </td><td>3</td></tr> <tr><td> </td><td> </td><td> </td><td>12</td><td> </td></tr> <tr><td> </td><td> </td><td> </td><td> </td><td> </td></tr> </tbody> </table>	50	40	30	20	10							38						26			44									3				12						
50	40	30	20	10																																					
	38																																								
		26																																							
44																																									
				3																																					
			12																																						
<p>Q4.</p>	<p>Write number names of:</p> <p>a. 46 - _____</p> <p>b. 19 - _____</p> <p>c. 28 - _____</p> <p>d. 39 - _____</p> <p>e. 16 - _____</p>																																								
<p>Q5.</p>	<p>Fill in the missing numbers:</p> <p>a. 23, 24, ____, ____, 27, ____, 29, ____</p> <p>b. 38, ____, ____, 41, 42, 43, ____, ____</p> <p>c. 10, 11, 12, ____, ____, ____, ____, 17</p> <p>d. 49, 48, ____, 46, ____, 44, ____, ____</p> <p>e. 20, ____, 18, ____, 16, ____, 14, ____</p>																																								

NOTE: Do the worksheet in separate notebook (it should be covered in purple and labelled neatly) or on A4 sheets.